

## How to access the Resource Library?

The new "Discover" tool allows users to self-enroll in certain courses or resources within the Learning Center. We encourage staff who do not yet have access to the Resource Library to use this feature to self-enroll.


### Please follow the steps below:

1. Navigate to the "Discover" tab on the blue navigation bar on the Learning Centre homepage.

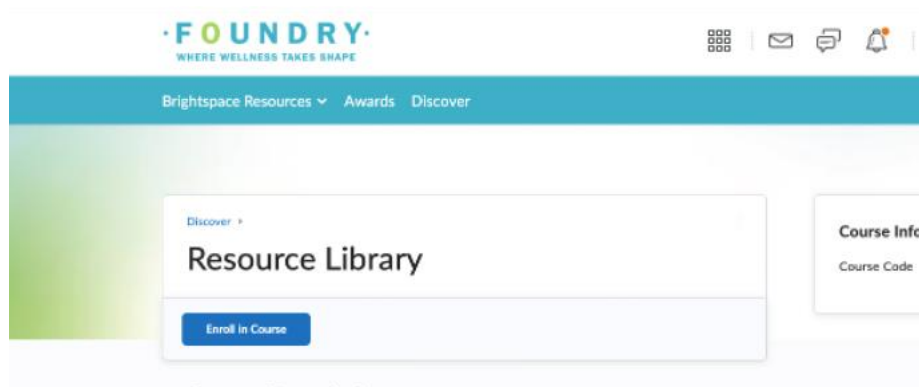


2. Select "Resource Library" from the available options.

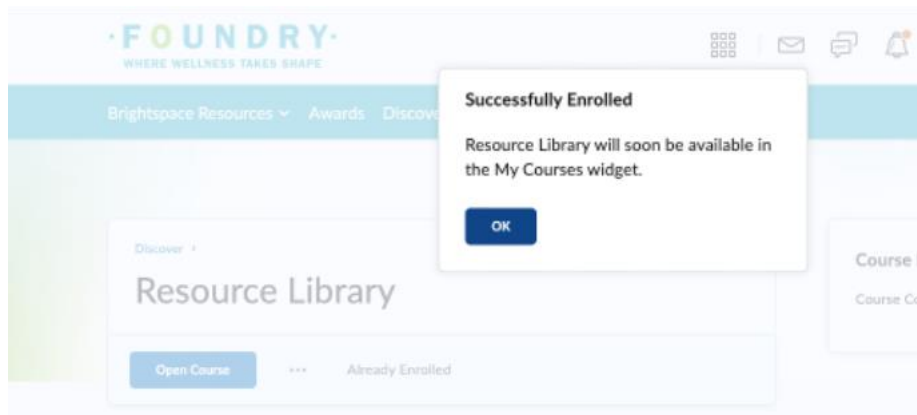




3. Click “Enroll in course.”



4. The course will now appear on the homepage of the Learning Centre under the “My Courses” section.



5. Click “Open Course” to access the Resource Library.

